



Parent Guide

How can I use this with my children?

This fun ancient Egyptian colour by number activity will help your child practise their multiplication skills. Simply print, grab your colours and get multiplying!

How does this help my children's learning?

Encourage your child to improve their mathematical skills with this fun Tutankhamun colour by number activity. They'll be practising multiplication while creating a work of art.

Ideas for further learning:

Why not help to improve your child's division and multiplication skills with a weekly [Division and Times Table Challenge](#)? How many questions can your child do in 5 minutes?

Ancient Egyptians Multiplication Colour by Number



Complete the multiplication sums and shade each section in the following colours:



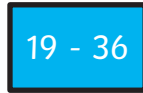
0 - 5

red




6 - 18

yellow



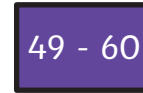
19 - 36

blue




37 - 48

green




49 - 60

purple




61 +

orange



Ancient Egyptians Multiplication Colour by Number **Answers**



If you enjoyed this resource, why not try...

Free Parent Mixed Ages Taster Resource Pack

Free Times Tables Fact Fluency Practice Pack to 12

Free Parents' Taster Pack for Children Aged 5-7

Free EYFS/Reception Twinkl Handwriting Taster Pack

Free Parents' Taster Pack for Children (Birth to 5 Years)

Free Parents' Taster Pack For children Aged 7 - 11

Tricky and Common Exception Words Worksheets

Number Formation Tracing Strips 0-20

Dinosaur Addition within 10 Activity Sheet

KS1 Addition and Subtraction Maths Activity Sheets

The Very Hungry Caterpillar Pencil Control Activity

If you need us, just get in touch -
contact twinklcares@twinkl.co.uk
visit [twinkl.com/parents](https://www.twinkl.com/parents)

Explore and Discover More

twinkl