

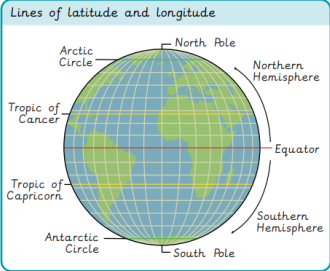



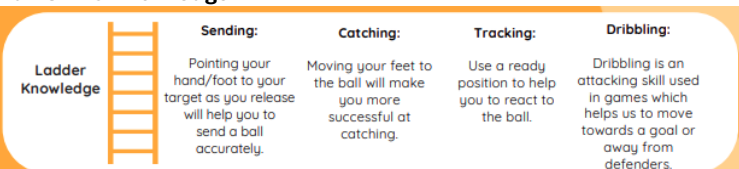
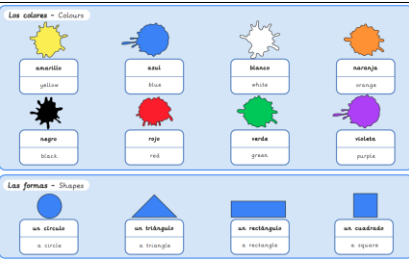


Year 3 Curriculum Letter- Spring Term

Please see below an overview of the term and we have included ideas of how you can support your children with their learning at home. God Bless, Miss Bye and Mrs O'Neil

Subject	Curriculum	How you can support learning at home
Religious Education	<p>Branch 3- Galilee to Jerusalem</p> <p>Branch 4- Desert to Garden</p>	<p>Use stories from the bible about the life of Jesus to develop your child's understanding of the life of Christ.</p> <p>Attend mass on a regular basis as your child begins to prepare for his/her Holy Communion.</p> <p>Use common prayers at home to encourage your child's prayer life.</p>
Reading	<p>Spring 1- Escape from Pompeii</p> <p>Spring 2- The Ice Palace</p>	<p>Please listen to your child read their reading book daily and ask them questions about what they have read, get them to show you the evidence in the text to support their answer.</p> <p>Challenge them to summarise a paragraph or section of their book.</p>
Writing	<p>We will be writing a variety of pieces to entertain, inform and persuade.</p>	<p>Learn and practice the weekly spellings.</p> <p>Write some -ing, -ed sentence. <i>Running near the beach, he halted as the ground gave way</i></p> <p>Write some double -ly ending sentences. <i>He rode determinedly and swiftly.</i></p>
Maths	<p>Spring 1— Multiplication and division (2), Money and Statistics</p> <p>Spring 2— Length and Fractions</p>	<p>Discuss key vocabulary for the topic with your child. Overviews of the unit for each half term are on the school website. Here are some parent videos to support the maths home learning: https://whiteroseeducation.com/parent-pupil-resources/maths/home-learning?year=year-3-new</p> <p>Learn the 2,10,5,3, 4 and 8-times table.</p>
Science	<p>Rocks & Soils</p> <p>Light & Shadow</p>	<p>Use scientific vocabulary: Introduce and use words like observe, investigate, record, classify, group, and research when doing activities with your child.</p> <p>Look at our Knowledge Organisers on the website to explore vocabulary for our topics this term.</p>
History	<p>Why did the Romans invade and settle in Britain?</p>	<div style="display: flex; justify-content: space-between;"> <div style="width: 45%;"> <p>The Roman invasion of Britain</p> <p>Emperor Claudius led a successful invasion of Britain in AD 43. He wanted to show off his power and expand the empire.</p>  </div> <div style="width: 45%;"> <p>The Roman army</p> <p>The Roman army was responsible for the expansion of the Empire. It was well-organised, and the soldiers were well-equipped and trained. Formations such as the testudo (tortoise) and the wedge allowed them to attack and defend themselves quickly.</p>  </div> </div>
Geography	<p>Who lives in Antarctica?</p>	<div style="display: flex; justify-content: space-between;"> <div style="width: 45%;"> <p>Lines of latitude and longitude</p>  </div> <div style="width: 45%;"> <p>Help the children to understand that the Northern and Southern Hemispheres have seasons at different times.</p> </div> </div>
Art	<p>Drawing: Developing drawing skills</p>	<div style="display: flex; justify-content: space-between;"> <div style="width: 45%;"> <p>The four rules of shading:</p> <ol style="list-style-type: none"> 1. Use the side of the pencil. 2. Work in one direction. 3. Press evenly. 4. Leave no gaps.  </div> <div style="width: 45%;"> <p>If your child is shading at home, ensure that they are following these four rules.</p> </div> </div>

Design and Technology	Food- Eating seasonably	 <p>Before eating any food at home discuss where it has come from. The children will learn that fruit and vegetables are grown in different countries based on their climates and identify.</p>
Music	Spring 1 - Drumming Spring 2- Greek Myths	<p>Musical Knowledge</p>  <p>treble clef shows us when writing music that the notes on the staff are above middle C</p> <p>stave notes are placed on the five lines to show the pitch</p> <p>use A and E to play a drone</p> <p>use A, B and C to improvise a melody</p>
Computing	Spring 1 – Emailing Spring 2 – Journey inside a computer	<ul style="list-style-type: none"> • Please ensure you discuss E-safety with your child regularly to ensure you know what they are accessing. • Be mindful of age restrictions on games and films.
Physical Education	Gymnastics Ball skills Dance Tennis	<p>Ball Skills Knowledge</p>  <p>Ladder Knowledge</p> <p>Sending: Pointing your hand/foot to your target as you release will help you to send a ball accurately.</p> <p>Catching: Moving your feet to the ball will make you more successful at catching.</p> <p>Tracking: Use a ready position to help you to react to the ball.</p> <p>Dribbling: Dribbling is an attacking skill used in games which helps us to move towards a goal or away from defenders.</p> <p>Can your child run a 10 minute mile?</p>
Spanish	Spring 1- Shapes and colours Spring 2- Classroom Objects	 <p>Las colores - Colours</p> <p>amarillo: amarillo (yellow)</p> <p>azul: azul (blue)</p> <p>blanco: blanco (white)</p> <p>naranja: naranja (orange)</p> <p>negro: negro (black)</p> <p>rojo: rojo (red)</p> <p>verde: verde (green)</p> <p>violeta: violeta (purple)</p> <p>Las formas - Shapes</p> <p>un círculo: un círculo (circle)</p> <p>un triángulo: un triángulo (triangle)</p> <p>un rectángulo: un rectángulo (rectangle)</p> <p>un cuadrado: un cuadrado (square)</p>
PSHE	Created to love others (TenTen curriculum) Children's mental health week Healthy Eating <p>To access the TenTen online Parent Portal, please visit: www.tentenresources.co.uk/parent-portal</p> <p>School Username: HolyFamilyADD</p> <p>School Password: KT15~~1BP</p>	<p>Download the Zones of Regulation App</p> <p>Encourage your child to follow the 5 steps to improving and maintaining positive wellbeing: Connect, Be Active, Take Notice, Keep Learning and Give. Health in Mind 5 ways to wellbeing</p>

Website

Remember to check out the school website and newsletter for more information: <https://www.holy-family.surrey.sch.uk/>

Homework Information

Reading aloud to an adult and this is to be written into reading diary.

SPAG- Set Friday and to be returned on Wednesday

Maths- Set Wednesday and to be returned on Monday.

Apps that can be used at home to support learning at home:

- Time Table Rockstars
- Spelling Shed

Important Dates



School reopens for the spring term- Mon 5th Jan



Maths Workshop for parents- Thurs 8th Jan @2:30pm



Whole School Mass- Fri 15th Jan



Primary Penathlon- Mon 26th Jan



Toy Workshop for Year 1- Wed 28th Jan



Great Athletes- assembly and workshop Fri 30th Jan



Bikeability Year 4- Mon 9th Feb



Bikeability Year 4- Tues 10th Feb



Bikeability Year 4- Wed 11th Feb



Half term- Fri 13th Feb



Back to school- Mon 23rd Feb



Xavier INSET Day- Fri 13th March