


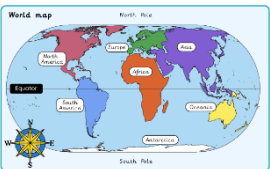
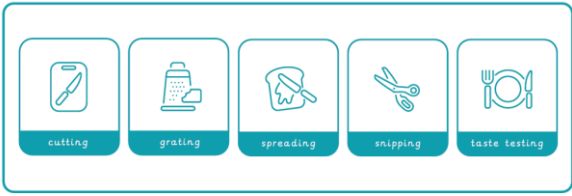


## Year 2 Curriculum Letter- Autumn Term

Please see below an overview of the term and we have included ideas of how you can support your children with their learning at home.

God Bless, Mrs Osborn

Subject	Curriculum	How you can support learning at home
<b>Religious Education</b>	Creation and Covenant  Prophecy and Promise	Talk to your child about their baptism, share photographs with them.
<b>Reading</b>	We will be using these books in English lessons; Autumn 1  Autumn 2 	Please read your child's Little Wandle book at home and ask them the questions at the back of the book. Spend time reading the sharing book and bokos at bedtime.
<b>Writing</b>	We will be writing in a variety of ways, stories, diary entry, letters and poetry using repeated language.	Support your child with their handwriting and their weekly spellings.
<b>Maths</b>	Autumn 1- Place Value, addition and subtraction. Autumn 2- Multiplication and division.	Discuss key vocabulary at home. Overviews from the topic are on the school website. Learn number bonds to 20, doubles and halves of numbers to 20. Learn the 2,5 and 10 times tables.
<b>Science</b>	Animal Needs for Survival Humans Materials Plastic	Look at our knowledge organisers on the website to explore vocabulary for our topic this term. Explore materials around the home, discuss what things are made from and ask your child why they think that material has been chosen.
<b>History</b>	What were school like in the past? 	Talk to your child about what school was like when you were at school. What are the similarities and differences? Compare to Grandparents too.
<b>Geography</b>	Would you prefer to live in hot or cold place? 	Look at a world map together, show countries you have visited together. Point out the 7 continents of the world. Can your child find them? Google earth is a great website to share.

<b>Art</b>	Life in colour- The children have been exploring colour mixing, created textures on paper and used this to create a collage.	Let the child explore collage pictures at home or they could paint their own pictures mixing the colours they need using the prime colours.
<b>Design and Technology</b>	<p>Cooking a nutrition- A balanced diet. The children will be designing and creating a healthy wrap.</p> <p><b>Skills</b></p> 	Give the children opportunities at home to use the skills we will be using in class. Such as cutting, grating spreading, snipping and taste testing.
<b>Music</b>	Pitch and Pulse Advent	When listening to song, speak about the pitch of the music. Listen to advent songs together
<b>Computing</b>	E-Safety- Avatars Programming	Scratch junior is a great game children can play to create their own algorithms.
<b>Physical Education</b>	Throwing and catching and inventing games. Autumn 2- Sending and receiving	Take a ball to the park and play throwing and catching games.
<b>Spanish</b>	N/A	
<b>PSHE</b>	School values Zones of regulation and The Worry Monster Black History month Antibullying Attendance Created and loved by God (TenTen curriculum)	Share stories at home about different emotions.

#### **Website**

Remember to check out the school website and newsletter for more information: <https://www.holy-family.surrey.sch.uk/>

#### **Homework Information**

- Reading aloud to an adult and this is to be written into reading diary.
- Maths- Set Wednesday and to be returned on Monday.
- Spellings sent home FRIDAY and back in the following FRIDAY.
- Please use TTRS/Numbots and Spelling Shed for fun ways to engage in learning at home!

#### **Important Dates**

Friday 24<sup>th</sup> October- Harvest Mass at 9am

Parents Evening – 11<sup>th</sup> November (in person) and 13<sup>th</sup> November (online)

WC 17<sup>th</sup> November – Careers week

E-Safety workshop – 26<sup>th</sup> November

Monday 1<sup>st</sup> December- School Closure Day

Friday 5<sup>th</sup> December- Whole School Advent Reconciliation Mass at 9am

Friday 12<sup>th</sup> December- Christmas Jumper Day