







Cutting skills - squares

© Copyright 2011, www.sparklebox.co.uk




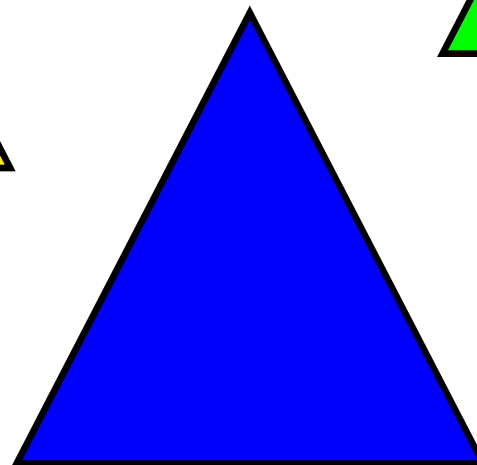

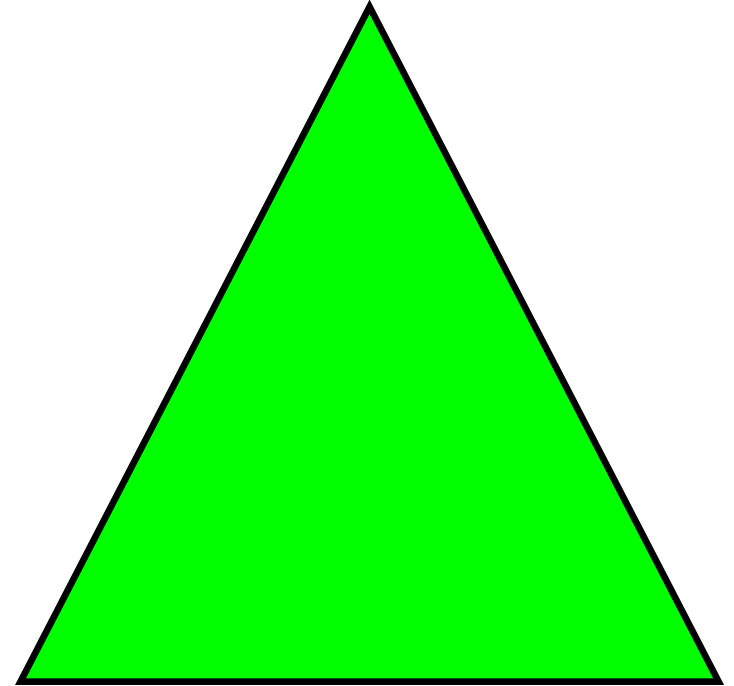


Carefully cut out these squares and then stick them together largest at the bottom, smallest at the top.



Cutting skills - triangles


© Copyright 2011, www.sparklebox.co.uk





 Carefully cut out these triangles and then stick them together largest at the bottom, smallest at the top.



Cutting skills - rectangles

© Copyright 2011, www.sparklebox.co.uk

 Carefully cut out these rectangles and then stick them together largest at the bottom, smallest at the top.










Cutting skills - circles

© Copyright 2011, www.sparklebox.co.uk





Carefully cut out these circles and then stick them together largest at the bottom, smallest at the top.



Cutting skills - hexagons

© Copyright 2011, www.sparklebox.co.uk

 Carefully cut out these hexagons and then stick them together largest at the bottom, smallest at the top.



Cutting skills - ovals

© Copyright 2011, www.sparklebox.co.uk



Carefully cut out these ovals and then stick them together largest at the bottom, smallest at the top.

