


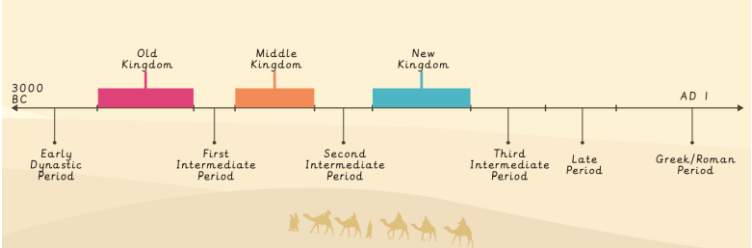




# Year 3 Curriculum Letter- Summer Term

Please see below an overview of the term and we have included ideas of how you can support your children with their learning at home. God Bless, Miss Bye and Mrs O'Neil

Subject	Curriculum	How you can support learning at home
Religious Education	<p><b>Summer 1 – To the Ends of the Earth</b></p> <p><b>Summer 2 – Dialogue and Encounter</b></p>	<p>Use stories from the bible about the life of Jesus to develop your child's understanding of the life of Christ.</p> <p>Attend mass on a regular basis as your child begins to prepare for his/her Holy Communion.</p> <p>Use common prayers at home to encourage your child's prayer life.</p>
Reading	<p><b>Summer 1- Egyptian Treasures</b></p> <p><b>Summer 2- The girl who stole an elephant</b></p>  	<p>Please listen to your child read their reading book daily and ask them questions about what they have read and get them to show you the evidence in the text to support their answer.</p> <p>Challenge them to predict, summarise a paragraph or section of their book and define the vocabulary within the text.</p>
Writing	<p><b>Summer 1- Egyptian Cinderella</b></p> <p><b>Summer 2- The girl who stole an elephant</b></p>  <p><b>We will be writing a variety of pieces to entertain, inform and persuade.</b></p>	<p>Learn and practice the weekly spellings. The year 3 spelling overview can be found <a href="#">here from page 6 onwards</a>.</p> <p>Here is our school <a href="#">SPAG document</a> to support at home too.</p> <p>Write sentences using Subordinating conjunctions- even though, whenever and although.</p> <p><i>Even though it rained a lot, I enjoyed the holiday.</i></p> <p><i>Although it was raining, I still went outside.</i></p> <p><i>Whenever it is warm, I want to play outside.</i></p>
Maths	<p><b>Summer 1— Mass, Capacity and Fractions 2</b></p> <p><b>Summer 2— Monday, Time, Angles and properties of shapes and statistics</b></p>	<p>Discuss key vocabulary for the topic with your child. Overviews of the unit for each half term are on the school website.</p> <p>Here are some parent videos to support the maths home learning: <a href="https://whiteroseeducation.com/parent-pupil-resources/maths/home-learning?year=year-3-new">https://whiteroseeducation.com/parent-pupil-resources/maths/home-learning?year=year-3-new</a></p> <p>Learn the 2,10,5,3, 4 and 8-times table.</p>
Science	<p><b>Plant Reproduction</b></p> <p><b>Does hand span affect grip strength?</b></p>	<p><b>Use scientific vocabulary:</b> Introduce and use words like observe, investigate, record, classify, group, and research when doing activities with your child.</p> <p>Look at our Knowledge Organisers on the website to explore vocabulary for our topics this term.</p>
History	<p><b>What was important to ancient Egyptians?</b></p>	<p>Ensure your child has a strong understand of the Egyptian period using this timeline:</p> 
Geography	<p><b>Are all settlements the same?</b></p>	<p>Discuss the uses of different land:</p> <p><b>Land use</b> How communities use land.</p> 
Art	<p><b>Sculpture and 3D- abstract shape and space</b></p>	<p>Can your child experiment at home with these shapes and joins:</p>

**Techniques for joining shapes**



**Techniques for shaping card - from 2D to 3D**

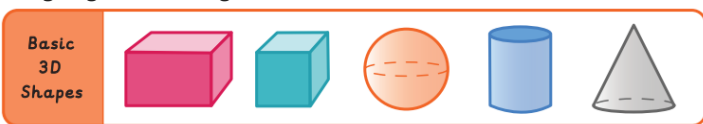


**Design and Technology**

**Structures- constructing a castle**



Building on their History knowledge from Year 2, we are going to be designing and creating our own castles:



**Music**

**Glockenspiels**

low C high C  
forte loud piano quiet

We write music on the five lines called the staff.

C (low), E, G, B are line notes. D, F, A and C (high) are space notes.

**Notation**

4 beat semibreve: 'lo-o-o-og'

2 beat minims: 'lo-og'

1 beat crotchet: 'short'

two 1/2 beat crotchets: 'shorter'

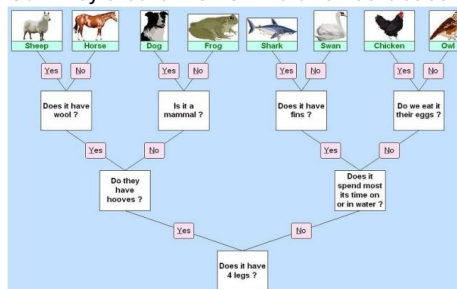
adagio slow  
andante walking  
allegro fast

**Computing**

**Summer 1 – Branching databases  
Summer 2 – Desktop publishing**

Please ensure you discuss E-safety with your child regularly to ensure you know what they are accessing. Be mindful of age restrictions on games and films.

Can they create their own branch database at home:



**Physical Education**


**Athletics**

<b>Ladder Knowledge</b>	<b>Running:</b> Leaning slightly forwards helps to increase speed. Leaning your body in the opposite direction to travel helps to slow down.	<b>Jumping:</b> If you jump and land quickly it will help you to jump further.	<b>Throwing:</b> The speed of the movement helps to create power. So, moving from slow to fast will help you to throw further.
<b>Ladder Knowledge</b>	<b>Striking:</b> Striking to space away from fielders will help you to score.	<b>Fielding:</b> Look at where a batter is before deciding what to do. Communicate with teammates before throwing to them.	<b>Throwing:</b> Being balanced before throwing will help to improve the accuracy of the throw.
<b>Ladder Knowledge</b>	<b>Striking:</b> Striking to space away from fielders will help you to score.	<b>Fielding:</b> Communicate with teammates before throwing them a ball.	<b>Throwing:</b> Being balanced before throwing will help to improve the accuracy of the throw.
			<b>Catching:</b> Move your feet to the ball.

**Rounders**

**Cricket**

Can your child run a 10 minute mile?

<p><b>Spanish</b></p>	<p><b>Summer 1- Where do you live in Spain?</b></p> <p><b>Summer 2- Journey around Latin America</b></p>	 <p>¿Dónde vives? - Where do you live? Vivo en... - I live in...</p> <p>una casa    un castillo    un molino a house    a castle    a windmill</p> <p>un palacio    un piso    una torre a palace    a flat    a tower</p>
<p><b>PSHE</b></p>	<p><b>Created to live in community (TenTen curriculum) Units 1 and 2</b></p> <p><b>Lifestyle Fitness- Sleep and Mental Health</b></p> <p><b>Economic wellbeing- Money</b></p> <p>To access the TenTen online Parent Portal, please visit: <a href="http://www.tentenresources.co.uk/parent-portal">www.tentenresources.co.uk/parent-portal</a></p> <p>School Username: HolyFamilyADD</p> <p>School Password: KT15~~1BP</p>	<p>Download the Zones of Regulation <a href="#">App</a></p> <p>Encourage your child to follow the 5 steps to improving and maintaining positive wellbeing: Connect, Be Active, Take Notice, Keep Learning and Give. <a href="#">Health in Mind   5 ways to wellbeing</a></p> <p>Explore the resources on the following website: <a href="https://lifestylefirst.org/">https://lifestylefirst.org/</a> This website will support your child's learning when learning about; sleep and mental health.</p>

**Website**

Remember to check out the school website and newsletter for more information: <https://www.holy-family.surrey.sch.uk/>

**Homework Information**

Reading aloud to an adult and this is to be written into reading diary.

SPAG- Set Friday and to be returned on Wednesday

Maths- Set Wednesday and to be returned on Monday.

**Apps that can be used at home to support learning at home:**

- Time Table Rockstars
- Spelling Shed

**Important Dates**

<b>Monday 13<sup>th</sup> April</b>	<b>Start of Summer Term</b>
<b>Tuesday 14<sup>th</sup> April – Friday 17<sup>th</sup> April</b>	Travelling Book Fair by Scholastic
<b>Friday 24<sup>th</sup> April</b>	Break the rules day (PTFA event)
<b>Monday 27<sup>th</sup> April – Friday 1<sup>st</sup> May</b>	Culture Week
<b>Monday 27<sup>th</sup> April</b>	Bring a flag into school to represent your own cultural background or family heritage.
<b>Friday 1<sup>st</sup> May</b>	Cultural Dress Day for all pupils Parents Cultures Exhibition & Competition
<b>Friday 8<sup>th</sup> May</b>	Parent Steering Group meeting
<b>Thursday 14<sup>th</sup> May</b>	Coin Trail (PTFA event)
<b>Friday 15<sup>th</sup> May</b>	Marian Mass
<b>Friday 22<sup>nd</sup> May</b>	Sports Day
<b>Week 25<sup>th</sup> May</b>	May half term
<b>Thursday 11<sup>th</sup> June</b>	Class and Team photo day
<b>Friday 12<sup>th</sup> June</b>	Holy Communion Mass - Year 3
<b>Sunday 14<sup>th</sup> June</b>	Summer Funday (PTFA event)
<b>Thursday 25<sup>th</sup> June</b>	Grandparents' day
<b>Friday 26<sup>th</sup> June &amp; Monday 29<sup>th</sup> June</b>	INSET day s
<b>Tuesday 30<sup>th</sup> June</b>	Transition day for Reception – Year 6
<b>Wednesday 15<sup>th</sup> July</b>	School reports issued to families
<b>Friday 17<sup>th</sup> July</b>	End of Term (12pm)