




















Year 5 Curriculum Letter- Summer Term

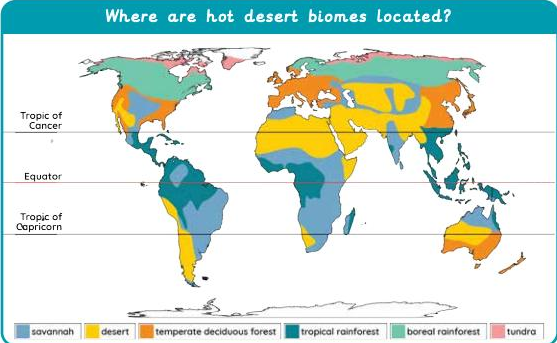
Please see below an overview of the term and we have included ideas of how you can support your children with their learning at home. Remember to check out the school website and newsletter for more information: <https://www.holy-family.surrey.sch.uk/>

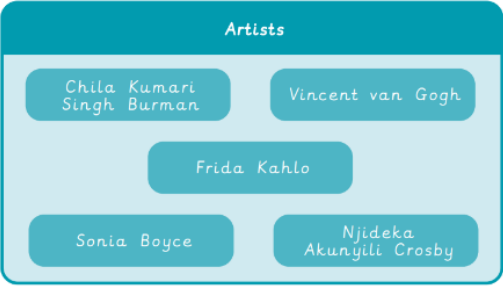


Mr Barlow

Subject	Curriculum	How you can support learning at home																		
Religious Education	Summer 1 – To the Ends of the Earth Summer 2 – Dialogue and Encounter	Attend Mass with your child. Use common prayers at home to encourage your child’s prayer life.																		
Reading	Autumn 1 – Holes Autumn 2 – Flaming Olympics 	Please listen to your child read their reading book daily – don’t just assume they are reading it themselves. Ask them questions about what they have read, get them to show you the evidence in the text to support their answer. Challenge them to summarise a paragraph or section of their book.																		
Writing	Using our Reading books as a stimulus, we will be writing a variety of pieces to entertain, inform and persuade. Including a setting description, letter of complaint, non-chronological report, explanation and a piece of poetry.	Discuss key vocabulary for SPaG with your child; in particular; determiner, clauses, parenthesis, conjunctions etc. Learn and practice the weekly spellings. Encourage children to write at home. You could give them their own home writing book for them to use. Can they write a character description of a character from a book they are reading or can they keep a diary of their own. Read poetry to them, can they learn a poem and perform it to you or other members of their family.																		
Maths	Unit 13- Geometry- position and direction Unit 14- Decimals Unit 15- Negative numbers Unit 16- Measure- converting units Unit 17- Measure- volume	Using the overviews of the unit for each half term are on the school website. Discuss key vocabulary for the topic with your child. Arithmetic practice at home (column addition, column subtraction) Use Times Table Rockstars at home to improve TT fluency – this will help children with their recall speed and reduce wasted time. Home Learning videos to support our topics are available here - Maths home learning Home learning White Rose Education																		
Science	Summer 1- Reproduction A and B https://www.holy-family.surrey.sch.uk/attachments/download.asp?file=214&type=pdf Summer 2- Reversible and Irreversible changes Plastic Pollution	Discuss key vocabulary for the topic with your child. Visit the Science Museum (free entry) Start discussing puberty with your child in an age appropriate way. <table border="1" data-bbox="710 1675 1265 2123"> <tbody> <tr> <td>plastic</td> <td>An artificial material that is strong, lightweight and mouldable</td> <td></td> </tr> <tr> <td>habitat</td> <td>An area where an animal and plant lives</td> <td></td> </tr> <tr> <td>plastic pollution</td> <td>When humans add plastic into the environment</td> <td></td> </tr> <tr> <td>landfill</td> <td>An area or site where waste materials are disposed of. Often the waste is buried underneath the ground</td> <td></td> </tr> <tr> <td>pollution</td> <td>When human’s add harmful materials to the environment</td> <td></td> </tr> <tr> <td>microplastics</td> <td>Pieces of plastic which are smaller than 5 millimetres</td> <td></td> </tr> </tbody> </table>	plastic	An artificial material that is strong, lightweight and mouldable		habitat	An area where an animal and plant lives		plastic pollution	When humans add plastic into the environment		landfill	An area or site where waste materials are disposed of. Often the waste is buried underneath the ground		pollution	When human’s add harmful materials to the environment		microplastics	Pieces of plastic which are smaller than 5 millimetres	
plastic	An artificial material that is strong, lightweight and mouldable																			
habitat	An area where an animal and plant lives																			
plastic pollution	When humans add plastic into the environment																			
landfill	An area or site where waste materials are disposed of. Often the waste is buried underneath the ground																			
pollution	When human’s add harmful materials to the environment																			
microplastics	Pieces of plastic which are smaller than 5 millimetres																			

History	Summer 1- Who should be on the £10 note?	<p>Talk about who is on our money currently. What did they do to be celebrated in this way?</p> 
----------------	---	--

Geography	Summer 2- Would you like to live in the desert?	<p>Discuss the different biomes around the world.</p> 
------------------	--	--

Art	Summer 1- Portraits	<p>Research and discuss the artists we are going to learn about throughout this unit of work.</p> 
------------	----------------------------	---

Design and Technology	Summer 2- Making a pop-up book	<p>Revisit the key vocabulary with your child.</p> <table border="1"> <thead> <tr> <th colspan="2">Vocabulary</th> </tr> </thead> <tbody> <tr> <td> aesthetic</td> <td> caption</td> <td> design</td> <td> design brief</td> </tr> <tr> <td> design criteria</td> <td> exploded diagram</td> <td> function</td> <td> input</td> </tr> <tr> <td> linkage</td> <td> mechanism</td> <td> motion</td> <td> output</td> </tr> <tr> <td> pivots</td> <td> 1st prototype</td> <td> sliders</td> <td> structure</td> </tr> </tbody> </table>	Vocabulary		aesthetic	caption	design	design brief	design criteria	exploded diagram	function	input	linkage	mechanism	motion	output	pivots	1 st prototype	sliders	structure
Vocabulary																				
aesthetic	caption	design	design brief																	
design criteria	exploded diagram	function	input																	
linkage	mechanism	motion	output																	
pivots	1 st prototype	sliders	structure																	

Music	Summer 1- Melodies of Divinity Summer 2- Animal Kingdom	<p>Key Instruments</p> 
--------------	--	--

Dynamics

<i>p</i>	quiet piano	
<i>f</i>	loud forte	
<i>mp</i>	moderately quiet mezzo piano	
<i>mf</i>	moderately loud mezzo forte	
<i>pp</i>	very quiet pianissimo	
<i>ff</i>	very loud fortissimo	

Computing
Summer 1- Introduction to vector graphics
Summer 2- Selection in quizzes

Talk to your children about staying safe online. Show them be internet legends with google and play the Interland games. https://beinternetlegends.withgoogle.com/en_uk

Use scratch coding with them to reinforce block coding <https://scratch.mit.edu/>

Use a tablet or computer to show them different drawing programs.

Physical Education
Rounders

Cricket

Athletics

Ladder Knowledge		Striking: Stance is important to allow you to be balanced as you hit.	Fielding: Backing up a fielder as a ball is being thrown will help to increase the chances of fielding successfully.	Throwing: Look where the batter is before deciding where to throw.	Catching: Use a close catch when the ball is coming straight at you and a deep catch when it is dropping from high.
Ladder Knowledge		Striking: Stance is important to allow you to be balanced as you hit.	Fielding: Backing up a fielder as a ball is being thrown will help to increase the chances of fielding successfully.	Throwing and catching: Look at where the batter is before deciding where to throw. Use a close catch if the ball is coming straight and a deep catch if the ball is coming in from high.	
Ladder Knowledge		Running: Taking big consistent strides will help you to create a rhythm that allows you to run faster. Keeping a steady breath will help you when running longer distances.	Jumping: Drive your knees high and fast to build power so that you can jump further.	Throwing: Transfer your weight to increase the distance. The transfer of weight will be different depending on the throw. Think back body to front body.	

Spanish
Summer 1 – Spanish Celebrations
Summer 2- Spanish food and drink

Research the 6 celebrations we are going to be learning about.

 Los Reyes <small>Three Kings Festival</small>	 El Corpus <small>Corpus Christi</small>	 La Feria de Abril <small>The April Fair</small>	 Boloencierro Matelpino <small>El Boloencierro</small> <small>The Running of the Ball</small>	 La Tomatina <small>The Tomatina</small>	 La Nochevieja <small>New Year's Eve</small>
---	---	---	---	---	---

Practice discussing the foods you like or dislike.

 No me gusta I don't like	el/la [singular noun].	 Me gusta I like	los/las [plural noun].
 Me gusta mucho I like a lot			
? ¿Te gusta...? Do you like...?			
 No me gustan I don't like			
 Me gustan I like		 Me gustan mucho I like a lot	
? ¿Te gustan...? Do you like...?		 Me gustan mucho I like a lot	
? ¿Te gustan...? Do you like...?		 Me gustan mucho I like a lot	

PSHE
TenTen curriculum- Module 3 Unit 1 and Unit 2

Lifestyle Fitness- Minimising Harm, Physical Activity and Mental Health

To access the TenTen online Parent Portal, please visit: www.tentenresources.co.uk/parent-portal

School Username: HolyFamilyADD

Discuss with your child how they are feeling and encouraging them to use different activities to help to regulate themselves. Download the Zones of Regulation [App](#)

School Password: KT15~~1BP



Family Talk Time: Discuss what fairness, equality, and respect mean. Use stories or videos to spark conversation.

Explore the resources on the following website:

<https://lifestylefirst.org/>

This website will support your child's learning when learning about; physical activity and mental health.

Important Dates

Monday 13th April	Start of Summer Term
Tuesday 14th April – Friday 17th April	Travelling Book Fair by Scholastic
Thursday 23rd April	Surrey fire Service visit and talk on fire safety
Friday 24th April	Break the rules day (PTFA event)
Monday 27th April – Friday 1st May	Culture Week
Monday 27th April	Bring a flag into school to represent your own cultural background or family heritage.
Friday 1st May	Cultural Dress Day for all pupils Parents Cultures Exhibition & Competition
Friday 8th May	Parent Steering Group meeting
Thursday 14th May	Coin Trail (PTFA event)
Friday 22nd May	Sports Day
Week 25th May	May half term
Thursday 11th June	Class and Team photo day
Friday 12th June	Holy Communion Mass
Sunday 14th June	Summer Funday (PTFA event)
Thursday 25th June	Grandparents' day
Friday 26th June & Monday 29th June	INSET day
Tuesday 30th June	Transition day for Reception – Year 6
Wednesday 15th July	School reports issued to families
Friday 17th July	End of Term (12pm)