


Teacher notes

Task 1 (30 minutes)

Children will work in groups to create their own large treasure maps using a 6 x 4 grid of 10cm x 10cm square pieces of paper (alternatively page 2 can be used). They will use the images / draw a boat and a treasure chest on their grids. For further challenge, children may draw additional items such as islands, maps, sunken ships etc.

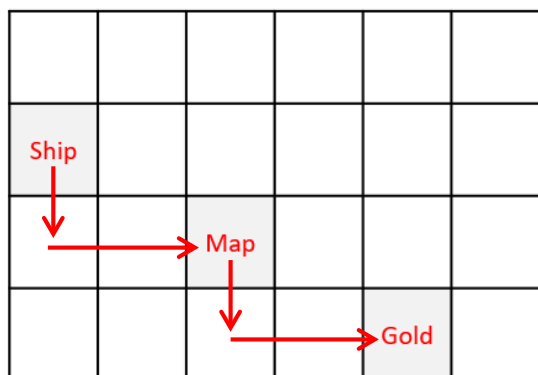
For example:



Task 2

Children will write sets of instruction on how to get from the ship to the treasure. Children may also make stops along the way collecting additional items. Children may find alternative routes or may move their ship to different start points to find different routes to the treasure.

Record:



Instructions:

Move 1 down.



Move 2 right.

Move 1 down.

Move 2 right.

Treasure hunt grid

Icons



Instructions

Record:

Instructions:

Terminology word bank

move

steps

forwards

backwards

up

down

left

right

move

steps

forwards

backwards

up

down

left

right

move

steps

forwards

backwards

up

down

left

right

move

steps

forwards

backwards

up

down

left

right

move

steps

forwards

backwards

up

down

left

right

move

steps

forwards

backwards

up

down

left

right