

# Persuasive Letter Writing

Mr Oliver  
123 Oak Road  
Treeford  
Greenshire  
GR3 3NS



# Lesson Objective

- To draft a persuasive letter, ready for your Big Write tomorrow.



Mr Oliver  
23 Oak Road  
Leeds  
Leeds  
Leeds

# More Recruits Needed

Antonius wants to persuade his brother, Marcus, to become a soldier like him.

Help Antonius to write a letter to his brother telling him about life in the army and persuading him to become a legionary too.



## More Recruits Needed!

Antonius wants to persuade his brother, Marcus, to become a soldier like him. Help Antonius to write a letter to his brother telling him about life in the army and persuading him to become a legionary too.

Remember to be very positive in your letter and only include the good things about life as a legionary.

### Things to think about

What are the good things about being a Roman legionary?  
Is it better than being an ordinary citizen?

What are your living conditions like? Do you have plenty of food? Is it good being part of a team?

Write about things that happen during the day.  
Tell Marcus about all the exciting and interesting training. Describe your smart armour.

What about battles? How are you going to persuade Marcus that fighting is a good living?







# Why become a Roman Soldier?

**You could earn  
a good reliable  
wage**

**Uniform,  
weapons and  
equipment all  
provided**

**You would be fit, strong  
and brave!**



**Travel the  
world**

**If you were brave, you  
were rewarded with a  
laurel crown!**

**While you are in the  
Army part of your  
wages were saved so  
you could retire in  
comfort**

**You could earn extra  
money from robbing  
those you defeated**

to search



# Persuasive Letter Writing

There are some important things to remember when writing a persuasive letter.

You have to lay out your letter properly:

- Write your address.
- Write the address of who you are writing to (the recipient's address).
- Write a greeting (the recipient's name).
- Write the full date.
- Write about the topic and persuade your reader.
- Close your letter.
- Write your full name.

The diagram illustrates the layout of a persuasive letter on a white rectangular background. It features several colored boxes representing different sections: a pink box in the top left, a green box in the top right, a blue box in the top right corner, a light blue box in the middle left, a large yellow box in the center, and a purple box in the bottom left. The boxes are arranged to show the relative positions of the sender's address, recipient's address, greeting, date, main body, and signature.


# Your Address

This goes on the top right-hand side of the letter:

Your house name/number,  
Street,  
Town/City,  
County

**Example:**

Legionaries Barracks,  
Roman Road,  
ROME  
Italy.




# The Recipient's Address

The address of who you are writing to goes on the top left-hand side of the letter:

Their house name/number,  
Street,  
Town/City,  
County,

**Example:**

Brother's House,  
Marcus Road,  
ROME  
Italy.



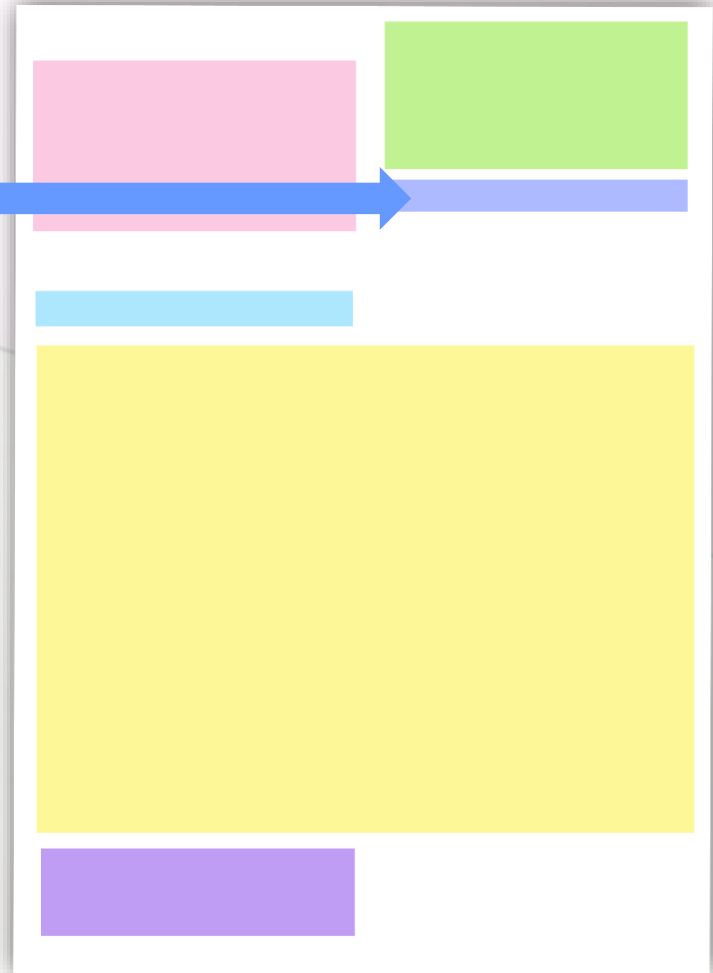


# The Full Date

This goes on the top right hand side of the letter, under your address.

**Example:**

Thursday, XI<sup>th</sup> June AD XX




# Greeting

This letter is friendly and to a member of family, so you can start it with:

Dear, followed by their first name, then a comma

**Example:**

Dear Marcus,



# Persuasive Argument


Introduce the letter by explaining why you are writing–

- Explain in detail, using words such as: Firstly... Secondly... I feel that... I am sure that...
- Describe, using great adjectives.
- Explain why it is so good– be enthusiastic!
- Use powerful verbs.
- Give reasons for – use evidence.
- Ask the recipient questions to get them thinking and make them realise they need this.
- End with a summary of why they should join and become a soldier.

# Closing Farewell

As this is a friendly letter, close your letter at the bottom with a loving goodbye. Example:

Your loving brother,  
Antonius



# Can you use these prompts to help you in your draft of your Big Write?

## More Recruits Needed!

Antonius wants to persuade his brother, Marcus, to become a soldier like him. Help Antonius to write a letter to his brother telling him about life in the army and persuading him to become a legionary too.

Start a new paragraph for each new point you make.

Use adverbials (also, in addition, another point, secondly, another thing to think about, finally).

Don't forget to finish with a persuasive phrase to encourage Marcus to join the army.

### Things to think about





# Use this Draft paper as a plan, if needed.

**More Recruits Needed!**

Dear Marcus,

Hello brother, I hope all is well for you. I am enjoying being a legionary and as I promised in my last letter I will tell you all about it. I am sure you would love it.

Firstly, \_\_\_\_\_

\_\_\_\_\_

\_\_\_\_\_

\_\_\_\_\_

\_\_\_\_\_

Also \_\_\_\_\_

\_\_\_\_\_

\_\_\_\_\_

\_\_\_\_\_

\_\_\_\_\_

Finally, \_\_\_\_\_

\_\_\_\_\_

\_\_\_\_\_

\_\_\_\_\_

\_\_\_\_\_

I hope that I have managed to persuade you that being a legionary is a great idea. I look forward to you joining me soon.

Your loving brother,  
Antonius

# You could use some of these persuasive phrases.

## Persuasive Writing

### Sentence Starters

- It is clear that...
- Clearly...
- Everyone knows that...
- Of course...
- The fact is...
- There is no doubt...
- Surely...

### Persuasive Language

- also
- although
- as a result
- because
- clearly
- except
- for example
- for instance
- for that reason
- however
- in fact
- instead
- it is clear
- obviously
- of course
- surely

### Conclusions

- In conclusion,
- To sum up,
- As a result,
- To end with,
- In summary,

**Now try your own!**  
**You can use the draft paper if**  
**needed**

**Good luck!**





twinkl

Mr Oliver  
123 Oak Road  
Treeford  
Greenshire  
GR3 3NS