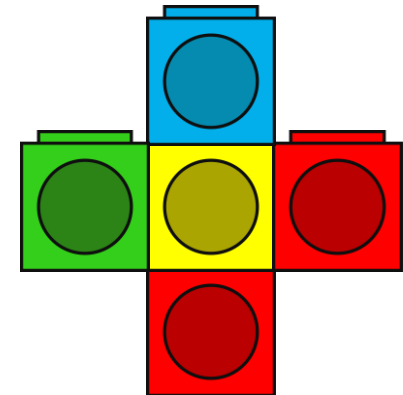
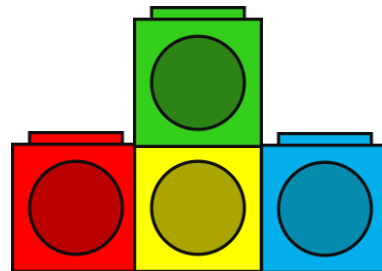
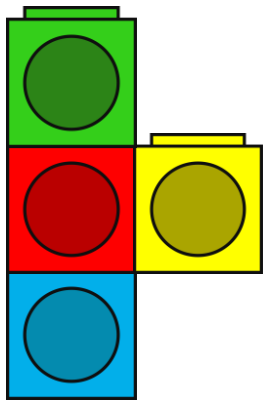
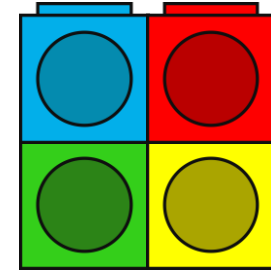
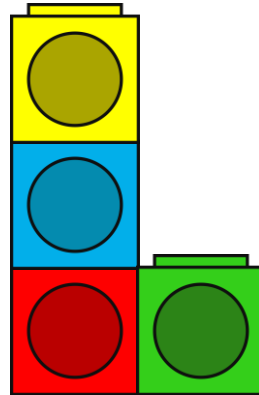
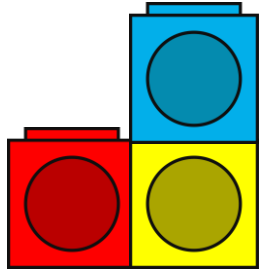


Cube structures

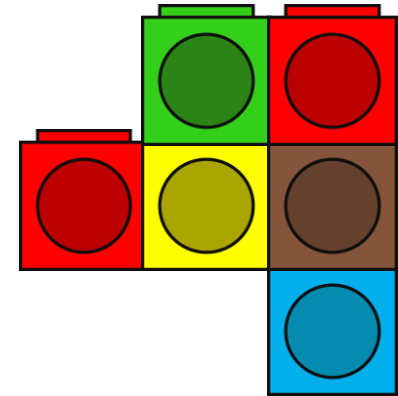
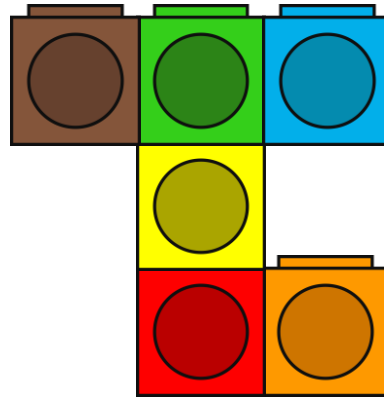
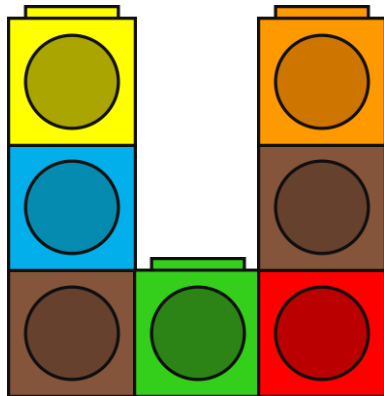
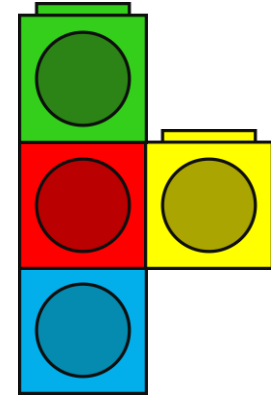
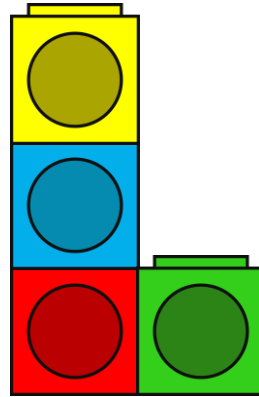
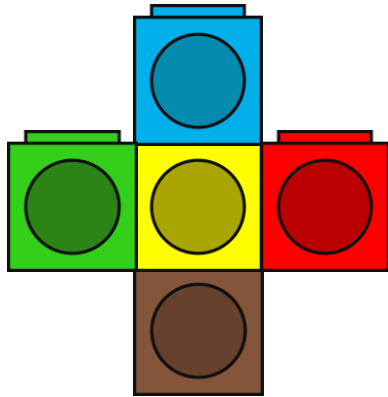


Build the cubes structures below. Then describe the position of the cubes exploring what is above, below, left and right.



Cube structures

Build the cubes structures below. Then describe the position of the cubes exploring what is above, below, left and right.



Challenge - Cube structures



Build the cubes structures using the clues below. Draw and colour the cube structure you have made.

Use 3 cubes.

Start with a red cube.

Put a blue cube to the right of it.

Put a yellow cube above the blue.

Draw it:

Use 4 cubes.

Start with a green cube.

Put a red cube to the left of it.

Put a blue cube above the green.

Put a yellow cube below the green.

Draw it:

Use 4 cubes.

Start with a blue cube.

Put a yellow cube to the right of it.

Put a green cube above the yellow.

Put a red cube to the left of the blue.

Draw it:

Use 5 cubes.

Start with a brown cube.

Put a red cube above it.

Put a green cube above the red.

Put a blue cube to the right of the red.

Put a yellow cube below the blue.

Draw it:

Use 5 cubes.

Start with a blue cube.

Put a green cube above it.

Put a yellow cube above the green.

Put a red cube to the left of the blue.

Put a brown cube above the yellow.

Draw it:

Use 5 cubes.

Start with a yellow cube.

Put a brown cube below it.

Put a red cube the right of the brown.

Put a green cube above the red.

Put a blue cube below the brown.

Draw it:

Build the cubes structures using the clues below. Draw and colour the cube structure you have made.

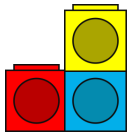
Use 3 cubes.

Start with a red cube.

Put a blue cube to the right of it.

Put a yellow cube above the blue.

Draw it:



Use 4 cubes.

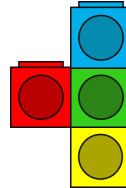
Start with a green cube.

Put a red cube to the left of it.

Put a blue cube above the green.

Put a yellow cube below the green.

Draw it:



Use 4 cubes.

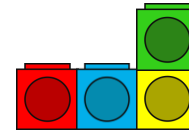
Start with a blue cube.

Put a yellow cube to the right of it.

Put a green cube above the yellow.

Put a red cube to the left of the blue.

Draw it:



Use 5 cubes.

Start with a brown cube.

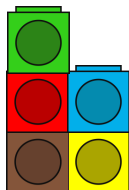
Put a red cube above it.

Put a green cube above the red.

Put a blue cube to the right of the red.

Put a yellow cube below the blue.

Draw it:



Use 5 cubes.

Start with a blue cube.

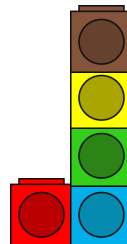
Put a green cube above it.

Put a yellow cube above the green.

Put a red cube to the left of the blue.

Put a brown cube above the yellow.

Draw it:



Use 5 cubes.

Start with a yellow cube.

Put a brown cube below it.

Put a red cube the right of the brown.

Put a green cube above the red.

Put a blue cube below the brown.

Draw it:

