

For this week, your Home Learning Sheet looks different. This week, you are going to have lots more free choice on what you decide to do. Your first job is to pick a topic that already interests or excites you. Do some research to find out more, then, look at the 11 suggestions on this page for ways you can share your knowledge. These are only ideas, if you have a different one, go for it! You can choose any subject; arty, sporty, geographical, creative, practical, scientific, technical, historical, musical; the only rule is that it must be something you'd like to learn more about. This week is all about choosing your learning and getting creative - Have Fun!

YEAR 6 HOME LEARNING SPECIAL MISSION 18TH -22ND MAY

Step 1 - Choose your topic, remember to choose something you are already interested in, but would like to learn more about.

Step 2 - Do some research. Find out more about your subject.

Step 3 - Present your knowledge! What have you learnt? How will you show others what you know? Here are some ideas, but if you can think of something else, go for it!

1

Write a Play


Put on a theatre performance for your family, you could write the script, design the set and even have costumes!



2

Be the expert

Share your knowledge with your family by preparing a presentation showing what you've learnt.



Use your IT skills

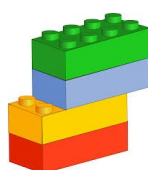
6

Use a device to create a presentation about your subject. You could create a PowerPoint or an animation which tells others what you have learnt.



3

Make a model



Make a model which shows what you have learnt. You could use Lego, art materials and even recycling!

Be the Teacher

7



Create a lesson where you can teach someone else all about your chosen subject. You could even create some worksheets or a test to find out what they've learnt!

Create a Podcast

4

Record a podcast on your topic.

You could include your knowledge, interviews, audio clips and music. You could record your podcast on a phone, tablet or laptop.



Get Creative

5

Use your art skills to draw, create or model your subject. Try using a new medium or surface for your artwork.



Get Musical!

8



Write a song all about your chosen subject. If you can play a musical instrument, include that, add a vocal and record it if you can!

Be a TV producer or director

9


Create a video all about your subject and then show it to one of your relatives. You could include facts, interviews, graphics and sketches.



Be an author

10

Create a book about your subject. You could include fold outs, lift the flaps, pictures, diagrams, maps or photos. You could hand write or use a PC if you have one.



Design a Game

11



Make a board game that uses your new knowledge-use a dice, counters etc. You could then teach someone else how to play.