

Español

Clase 5
Libro de estudios

NOMBRE (NAME): _____

COLEGIO (SCHOOL): _____

WEEK 1

WELCOME TO SPANISH YEAR 5. THIS WEEK I WOULD LIKE YOU TO LEARN ABOUT SOME OF THE DIFFERENT SPANISH SOUNDS.

YOU WILL NEED TO DO A LOT OF TALKING TO GAIN A GOOD UNDERSTANDING OF THESE SOUNDS.

DURING THE YEAR YOU WILL BE EXPECTED TO SPEAK MORE SPANISH WORDS REMEMBERING THE SOUNDS THAT YOU LEARN FROM THIS UNIT.

YOU CAN ALSO RESEARCH ONLINE TO DEVELOP YOUR KNOWLEDGE.

BELOW IS A GREAT WEBSITE TO USE TO HELP YOU UNDERSTAND THE DIFFERENT SOUNDS.


[HTTP://WWW.SPANISHPRONTO.COM/SPANISHPRONTO/SPANISHALPHABET.HTML](http://www.spanishpronto.com/spanishpronto/spanishalphabet.html)

YOU CAN ALSO USE YOUTUBE TO HELP.

[HTTPS://WWW.YOUTUBE.COM/WATCH?V=5MJBHMGAEaDM](https://www.youtube.com/watch?v=5MJBHMGAEaDM)

[HTTPS://WWW.YOUTUBE.COM/WATCH?V=BD9ULInjZTs](https://www.youtube.com/watch?v=BD9ULInjZTs)

Las vocales



Tips for pronouncing Spanish

The good news about pronouncing Spanish is that the vowel sounds are always the same (they always play by the rules!)

The vowels

Each of the five vowels has its own clear sharp sound:

a as in hat

e as in pet

i as in feet

o as in clock

u as in noodle


Fe Fi Fo Fum!



Try saying these out loud:


ba	be	bi	bo	bu
fa	fe	fi	fo	fu
la	le	li	lo	lu
ma	me	mi	mo	mu
pa	pe	pi	po	pu
ta	te	ti	to	tu

1



araña

2



elefane

3



idea

4




olvidar

5




universo

6



cerdo

7



ciclista

8



casa

9



coche

10




cucaracha

11



gimnasia

12




hamburguesa

13



España

14



zumo

15



guitarra

16



llave

Tips for pronouncing Spanish

More good news about Spanish pronunciation is that the consonants obey the rules too, although people do speak with different accents, depending on their region and background.

c's and z's

c + e = th

cero, once

c + i = th

cinco, gracias

z + a, o, u = th

zapato, corazón, azul

c + a = ka

casa, catorce

c + o = ko

cómo, color

c + u = ku

Cuba, cubano

¡Jajaja!



j's and g's

J, as in jardines (gardens), is a harder, stronger version of the English 'h'. G, when followed by e and i, sounds exactly the same as j. Otherwise, it is pronounced as the English 'g' in go.

ll's




The double ll, as in calle, is another characteristic Spanish sound. In most parts of Spain it's like the 'lli' in the English million.

h's


The h is silent in Spanish, so you won't be blowing any candles out when you pronounce words that begin with this letter. Best to imagine it's not there and pronounce the second letter in the word.

hablo, helado, ¡hola!, huevo

Try saying these out loud:

amarillo	octubre	familia	catorce	garaje
			14	

And these!



elefante



jirafa



león




té



chocolate



café



autobús



coche



bicicleta



gris



blanco



rosa

WEEK 2

NOW THAT YOU HAVE A BASIC UNDERSTANDING OF THE DIFFERENT SOUNDS IN THE SPANISH LANGUAGE IT IS TIME TO START SPEAKING MORE SPANISH.

THIS WEEK I WOULD LIKE YOU TO LEARN BASIC GREETINGS. YOU WILL HAVE A RANGE OF TASKS TO COMPLETE. THEY WILL RANGE FROM SPEAKING, WRITING, LISTENING AND SINGING.

BELOW ARE SOME ADDITIONAL WEBSITES TO USE TO HELP YOU.

DON'T FORGET TO ALSO CHECK OUT THE 'SPANISH' PAGE OF THE HOLY FAMILY WEBSITE.

https://www.youtube.com/watch?v=5iJfyD_tuf4

<https://www.youtube.com/watch?v=TZ0bPXFHiiY>

<https://www.youtube.com/watch?v=kXrW39PciIs>

<https://www.youtube.com/watch?v=NMZzGZu15vk>

Como saludar	Greetings
¡Buenos días!	Good morning
¡Buenas tardes!	Good afternoon
¡Buenas noches!	Good evening
¡Hola!	Hello
¡Adiós!	Goodbye
¡Hasta luego!	bye
Por favor	please
Gracias	thank you
¿Cómo estás? OR ¿Qué tal?	How are you?
¿Cómo está Usted?	How are you? (formal)
Estoy.....	I am...
fenomenal	great
bien	good/fine
regular	ok
mal	bad
¡fatal!	awful



¡Hablamos!




¡Hola!

¿Qué tal?

¡Buenos Días! ¿Cómo estás?

¡Fenomenal!



¡Estupendo!

¡Muy bien!



Regular Así así



¡Mal!

¡Fatal!

¿Y tú?

¡Hasta luego!

¡Adiós!

¿Cómo están?



Escribe en español cómo se sienten.

Write in Spanish how they feel.



¿Cómo te llamas?	What's your name?
Me llamo....	My name is...
Vivo en.....	I live in.....
Tengo.... años	I amyears old.
Mi cumpleaños es el....de.....	My birthday is on theof...
Soy inglés / inglesa	I'm English
Tengo un(a) hermano/a	I have a brother (sister)
Mi hermano/a se llama.	My brother (sister) is called..
Soy hijo/a único/a	I'm an only child

I can....

- say hello and goodbye at all times of day in Spanish
- ask others how they are
- say how I am

¡H_ _ _ !

¡B_en_s
d_ _ s!

¡B_en_s
t_ _ d_s!

¡A_ió_ !

¡H_s_a
l_ _ go!

¡B_en_s
_oc_e_ !

Estoy m_ _ bien

Estoy b_ _ _

¿C_m_e_t_s?

Fe_o_e_a_

Estoy r_g_l_r

Estoy m_

Fa_a_

Fill in the gaps and practise saying all the words with a sibling at home, to a parents or even a pet using 'look, cover, say and check' to memorise the words.