





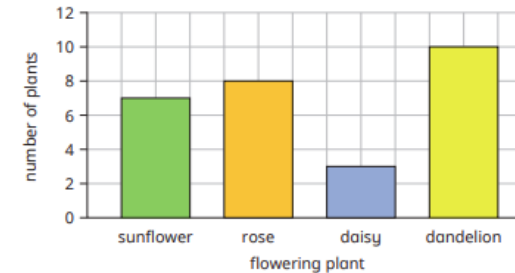
Data Collection



What are we learning?	
To begin a scientific enquiry observation of living things in the local area.	To analyse the data of the scientific enquiry observation of living things in the local area. (From the beginning of the year.)

Key vocabulary		
vertebrate	an animal with a spine	
invertebrate	an animal without a spine	
flowering plant	a plant that can produce flowers and fruit	
non-flowering plant	a plant that does not produce flowers and fruit	

bar chart – a chart that uses bars of different lengths to represent data



pictogram – a chart that uses pictures to represent data

Flowering plant	Number seen	Key ● = 2 plants
sunflower	●●●●	
rose	●●●●	
daisy	●●	
dandelion	●●●●●●	

data – information collected, such as facts, observations or numbers

Animal	Number seen
slug	
snail	
worm	

prediction – a statement about what you think will happen in the future