










What are we learning?

to compare the biodiversity of living things and their habitats in urban and rural environments.	To design and use a classification key for animals found in the local area.	To design and use a classification key for plants found in the local area.	To identify ways human impact on habitats positively and negatively.
--	---	--	--

Key vocabulary		
habitat	an area where animals and plants live	
rural habitat	area of countryside with few buildings	
urban habitat	area with many buildings where people live and work	
biodiversity	the variety of living things in a habitat	
vertebrate	an animal with a spine	
invertebrate	an animal without a spine	
natural resources	materials that humans use that have been removed from the environment	
deforestation	clearing trees from a woodland or forest habitat so the land can be used by humans	

Key vocabulary		
rewilding	a method of increasing biodiversity by reducing human activity	
nature reserve	an area where living things are protected from human activity	